

School District Financial Profile

Champaign CUSD 4
Unit
09-010-0040-26

Located in : Champaign
Superintendent: Dr. Judy Wiegand

Basis of Accounting: Accrual
Under Tax Cap: Yes

Historical Data

Financial Indicators :

Fund Balance to Revenue Ratio :

	2009	2010	2011	2012	2013	Score	
	0.22	0.194	0.228	0.248	0.256	4	
						Weighted Score	1.40

(Includes Educational, Operations & Maintenance, Transportation, Working Cash, and negative IMRF/FICA Funds)

Total Fund Balance divided by
Total Revenue

26,756,786
104,670,628

The Fund Balance to Revenue Ratio reflects the impact of additional revenues to the existing fund balances of the district. Fund Balances, to a district, can be viewed as savings or checking account balances to the average citizen. A ratio of .25 or greater scores 4, between .25 and .10 scores 3, between .10 and zero scores 2 and a negative fund balance to revenue ratio scores 1.

Expenditure to Revenue Ratio :

	2009	2010	2011	2012	2013	Score	
	1.06	1.00	0.969	0.977	0.966	4	
						Weighted Score	1.40

(Includes Educational, Operations & Maintenance, Transportation, and Working Cash Funds)

Total Expenditure divided by
Total Revenues

101,127,785
104,670,628

The Expenditure to Revenue Ratio represents how much the school district is spending for every dollar they are bringing in as revenue. Equal to or less than \$1.00 has a score of 4, between \$1.00 and \$1.10 scores 3, between \$1.10 and \$1.20 scores 2 and spending of greater than \$1.20 scores 1. One-time expenditures made by the district, including construction costs, are included in this ratio. Upon review of the remaining fund balance when deficit spending occurs, the indicator score may be adjusted.

Days Cash on Hand :

	2009	2010	2011	2012	2013	Score	
	192	178	196	206	213	4	
						Weighted Score	0.40

(Includes Educational, Operations & Maintenance, Transportation, and Working Cash Funds)

Cash on Hand divided by
Expenditures per Day

59,898,356
280,911

Days Cash on Hand reflects the number of days a school district would be able to pay their average bills without any additional revenues. 180 days or greater scores 4, between 90 and 180 scores 3, between 30 and 90 scores 2 and less than 30 days of cash on hand scores 1.

% of Short-Term Borrowing Max. Remaining :

	2009	2010	2011	2012	2013	Score	
	100.00	100.00	100.00	100.00	100.00	4	
						Weighted Score	0.40

Tax Anticipation Warrants
Short-Term Debt Max. Available

0
60,358,971

Based on Tax Anticipation Warrants, this represents how much short-term debt the district may incur.

% of Long-Term Debt Margin Remaining :

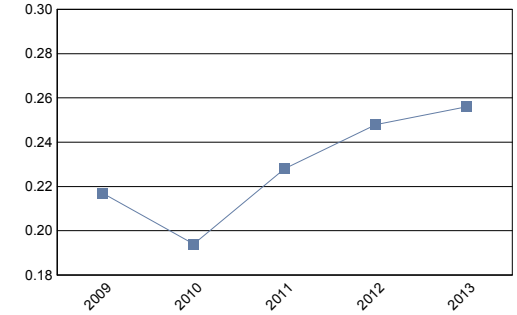
	2009	2010	2011	2012	2013	Score	
	91.04	60.86	61.420	61.64	57.31	3	
						Weighted Score	0.30

Long-Term Debt Amount

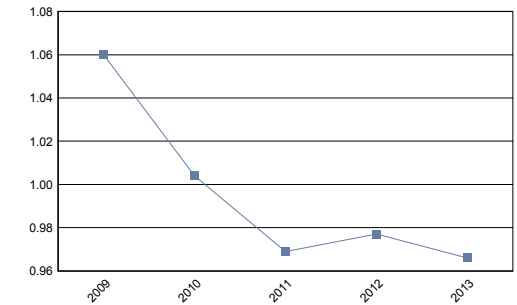
113,510,580

Represents how much long-term debt the district may incur.

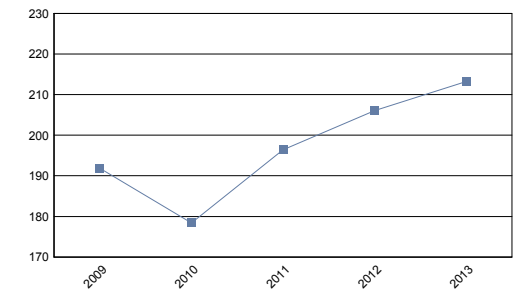
Fund Balance to Revenue Ratio



Expenditure to Revenue Ratio



Days Cash on Hand



FY 12 Profile Score 3.55

FY 13 Profile Score 3.90

Recognition

School District Financial Profile

Champaign CUSD 4
 Unit
 09-010-0040-26

Located in : Champaign Champaign
 Superintendent: Dr. Judy Wiegand

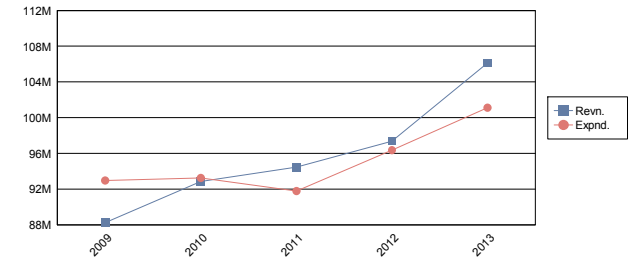
Basis of Accounting: Accrual
 Under Tax Cap: Yes

Historical Data

***Operating Funds Summary :**

	2009	2010	2011	2012	2013
Beginning Fund Balance	21,574,249	19,601,308	19,185,793	22,185,851	23,213,943
+ Revenues	88,240,504	92,862,380	94,474,931	97,379,051	106,106,832
- Expenditures	92,959,735	93,251,354	91,785,750	96,350,959	101,127,785
= Results of Operations	(4,719,231)	(388,974)	2,689,181	1,028,092	4,979,047
+ Other Receipts and Adjustments	2,746,290	(26,541)	310,877	0	0
Ending Fund Balance	<u>19,601,308</u>	<u>19,185,793</u>	<u>22,185,851</u>	<u>23,213,943</u>	<u>28,192,990</u>
Working Cash Ending Fund Balance	12,601,094	12,399,804	12,350,152	12,404,976	12,428,254

Revenues and Expenditures



* The Operating Funds include the Educational, Operations and Maintenance, Transportation and Working Cash Funds. For further analysis of the district's ability to levy and transfer monies into the operations of a district, the Working Cash Fund has been pulled separate below. Districts may transfer money from the working cash fund to any of the operating funds as a loan.

District's Comments Regarding the School District Financial Profile